


GROOVE ESSENTIALS

THE PLAY-ALONG


A COMPLETE GROOVE ENCYCLOPEDIA
FOR THE 21ST-CENTURY DRUMMER




TOMMY IGOE ■ VIC FIRTH ■ HUDSON MUSIC

WORLD

Groove 42 SONGO SLOW Track 75



Variation A




Variation B



CHART

SLOW SONGO 1X BAND 3X PIANO ONLY TO (A)
4X 2X GTR. OUT 4X PERC. OUT




Hallelujah! An Afro-Cuban groove actually created for the drumset! Until now, we've been borrowing parts from the percussionists and applying them to the drumset; now, we have something to call our own. Please don't use the songo as a blanket groove for everything that even remotely sounds Latin. The songo is a great groove, but doesn't fit everywhere.

Look at the figure in the very last bar of the chart. Look familiar? It should, because it's the same scary figure we just saw and discussed in "Groove 41 Fast," only this time it's written in 4/4 instead of 2/2 (cut-time). Another shared trait from the previous chart is that we stop clean many times on the last sixteenth-note of a bar, such as the next-to-last bar on the first line. This is a signature sound of Latin and much sixteenth-note based music. It's critical you play this important rhythmic feature with control, and without losing the time or the groove.

Variation A is an example of a songo with less inner motion on the toms than the main groove. Variation B is a completely different approach that is tough to play but sounds wonderful when played well.

WORLD


Groove 42 SONGO FAST Track 76



Variation A



Variation B



CHART

UP TEMPO LATIN

1, 2X FULL BAND
3X BASS + PERC. (PIANO AT 8)

3X

8

A PERC. FILL



2 2 2

B PLAY 7

C 4X SOLO!

D. AL COD

FINE

Here's our first D.S. al Coda—a special moment for those of you just discovering the joys of chart reading. So here's what you do: At the end of Letter C, go back to the sign (), play all the way to the bar before Letter C, and then jump to the Coda () for the last 3 bars.

There is solo space in this chart as well as an ensemble riff at Letter A, so there's enough going on to keep you busy for quite awhile. If you don't want to solo, then don't; simply practice your song through the solo section. Everyone will enjoy locking into the amazing lightning-fast conga work of Mr. Morales-Matos.